

Early Learning Coalition of Duval

2010-11 Report



Early Learning Coalition
of Duval

***A Presentation by the Florida Institute of Education
at the University of North Florida, October 2011***

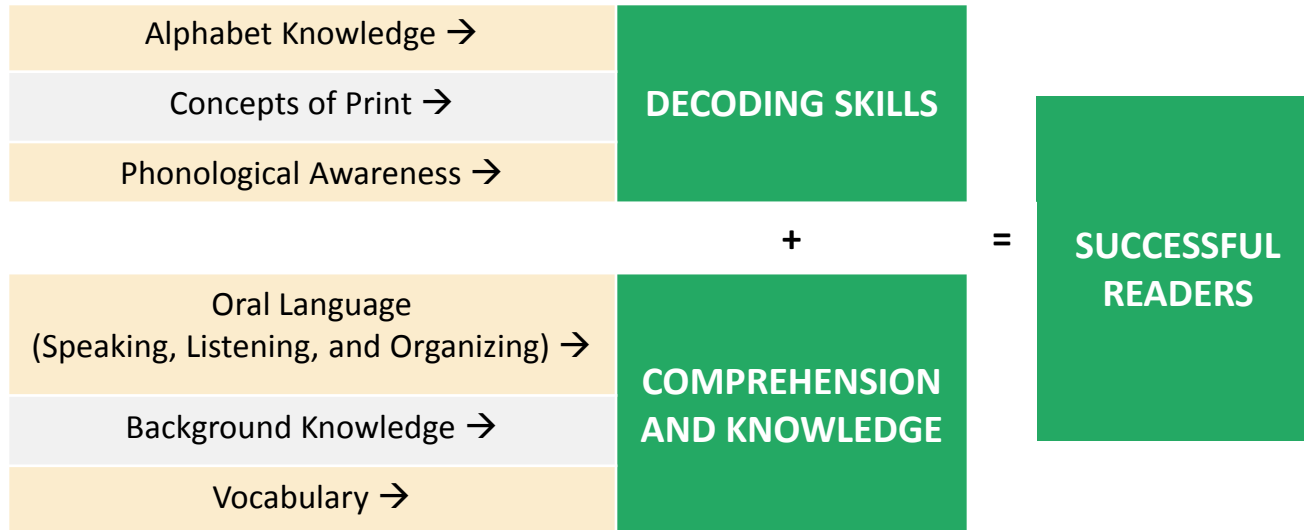


The Early Learning Coalition of Duval

Vision: All Jacksonville Early Learning programs will provide high quality care and early learning services that result in demonstrated positive school readiness outcomes for all children.

A Focus on Early Literacy

Building Blocks



Early Learning Coalition of Duval 2010-2011 Report

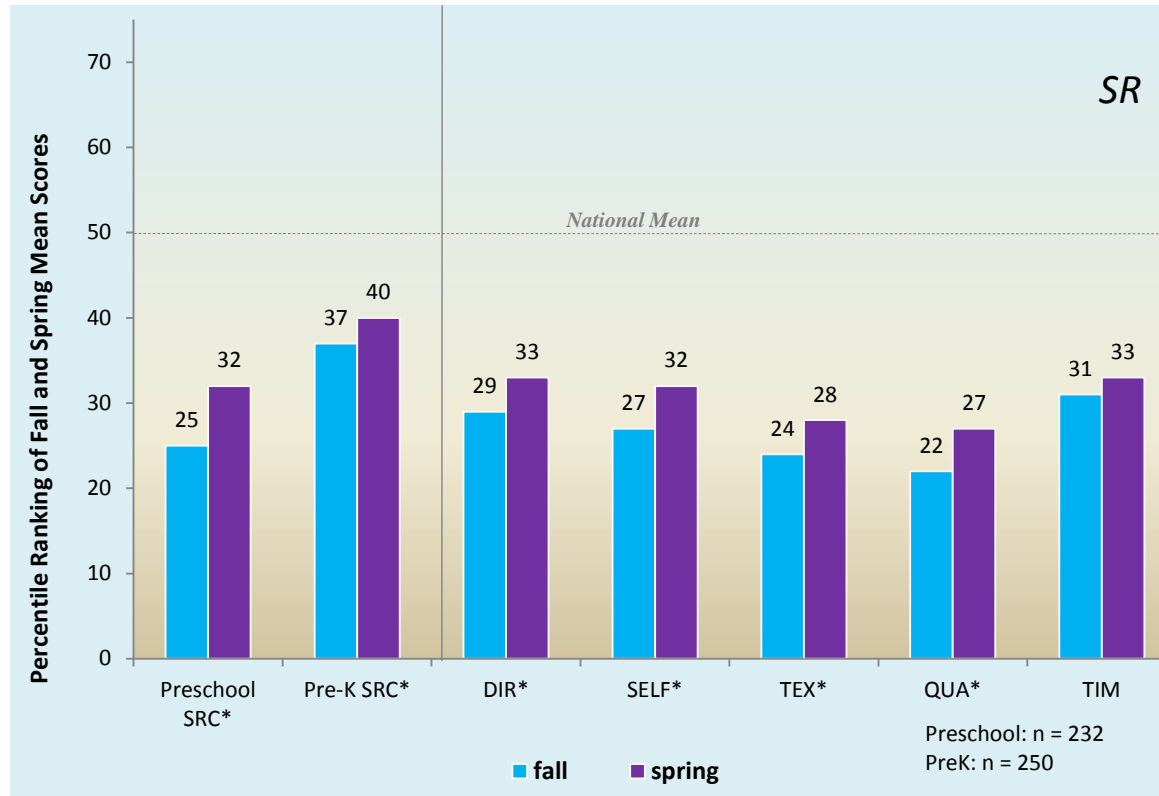
Program Evaluations

Evaluation Questions

- ❖ *School Readiness Children*
 - Three questions
- ❖ Guiding Stars of Duval Initiatives
 - One question/two parts
- ❖ Duval County Kindergarten Readiness
 - One question

Q1. To what extent do ELC/School Readiness (SR) children demonstrate positive school readiness outcomes?

Bracken Basic Concept Scale-3: Receptive (BBCS-3:R) Scales



Note. * indicates a statistically significant difference.

Q2. To what extent do ELC/SR children demonstrate positive FLKRS kindergarten readiness outcomes?

**2010 FLKRS 'Ready' Scores of the DCPS Kindergarten ELC 2009-10
'School Readiness' Prekindergarten Children**

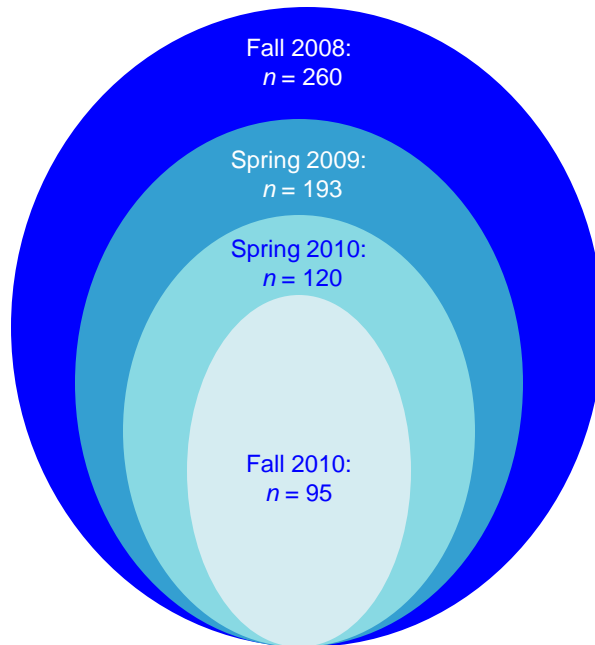
Measure	Category	<i>n</i>	%	School Readiness % Ready	DCPS % Ready	Florida % Ready
ECHOS	<i>D</i>	297	39.9	85.9	87.7	88.5
	<i>E</i>	342	46.0			
	<i>N</i>	105	14.1			
FAIR-K	<i>Ready</i>	464	62.7	62.7	69.7	64.8
	<i>Not Ready</i>	276	37.3			

n = 744 ECHOS scores; *n* = 720 FAIR-K scores



Q3. To what extent do ELC/SR 2008-09 3-year-old children demonstrate kindergarten readiness as measured by fall 2010 FLKRS?

FLKRS 'Ready' Scores of the DCPS Kindergarten ELC 2008-09 Preschool 'School Readiness' Children



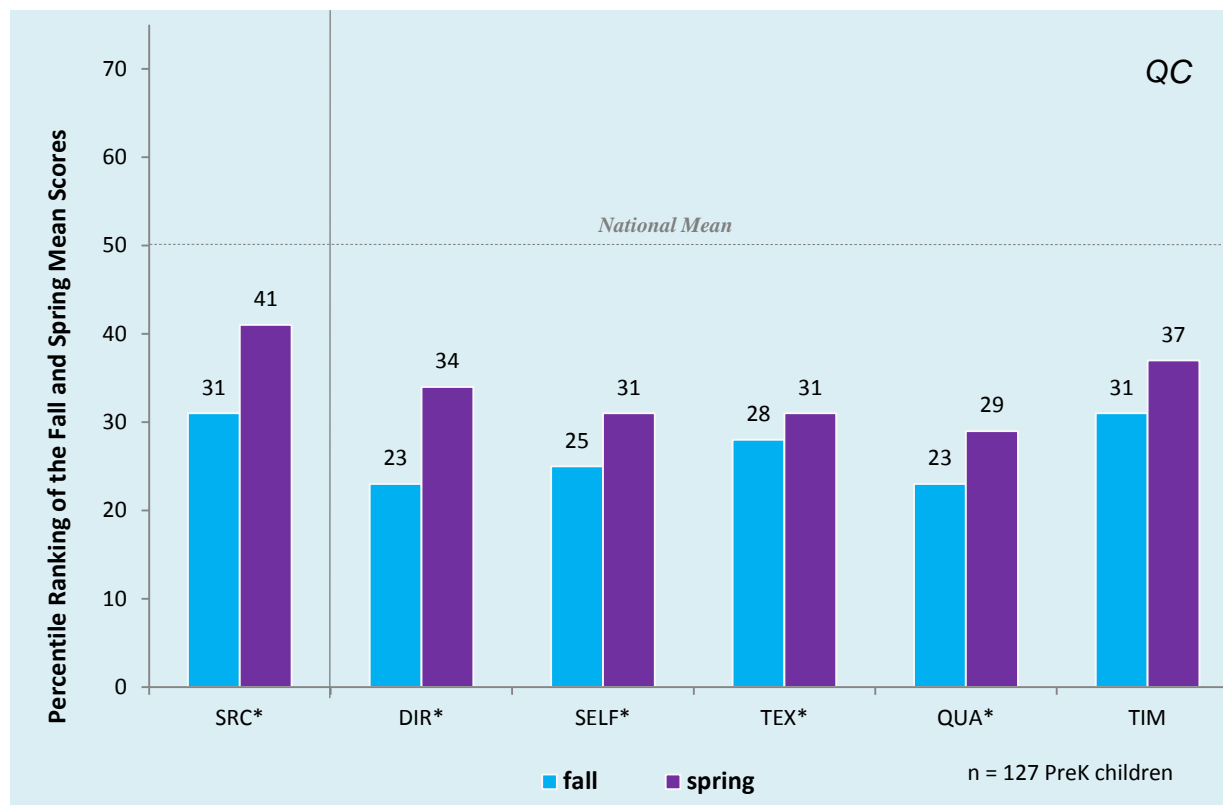
Attrition Rate: 63% from fall 2008 to fall 2010

Measure	Category	<i>n</i>	%	School Readiness % Ready	DCPS % Ready	Florida % Ready
ECHOS	<i>D</i>	40	42.6	85.2	87.7	88.5
	<i>E</i>	40	42.6			
	<i>N</i>	14	14.9			
FAIR-K	<i>Ready</i>	55	60.0	60.0	69.7	64.8
	<i>Not Ready</i>	37	40.0			



Q4a: To what extent do ELC/*Quality Connections* (QC) children demonstrate significant and meaningful gains in school readiness and concept development?

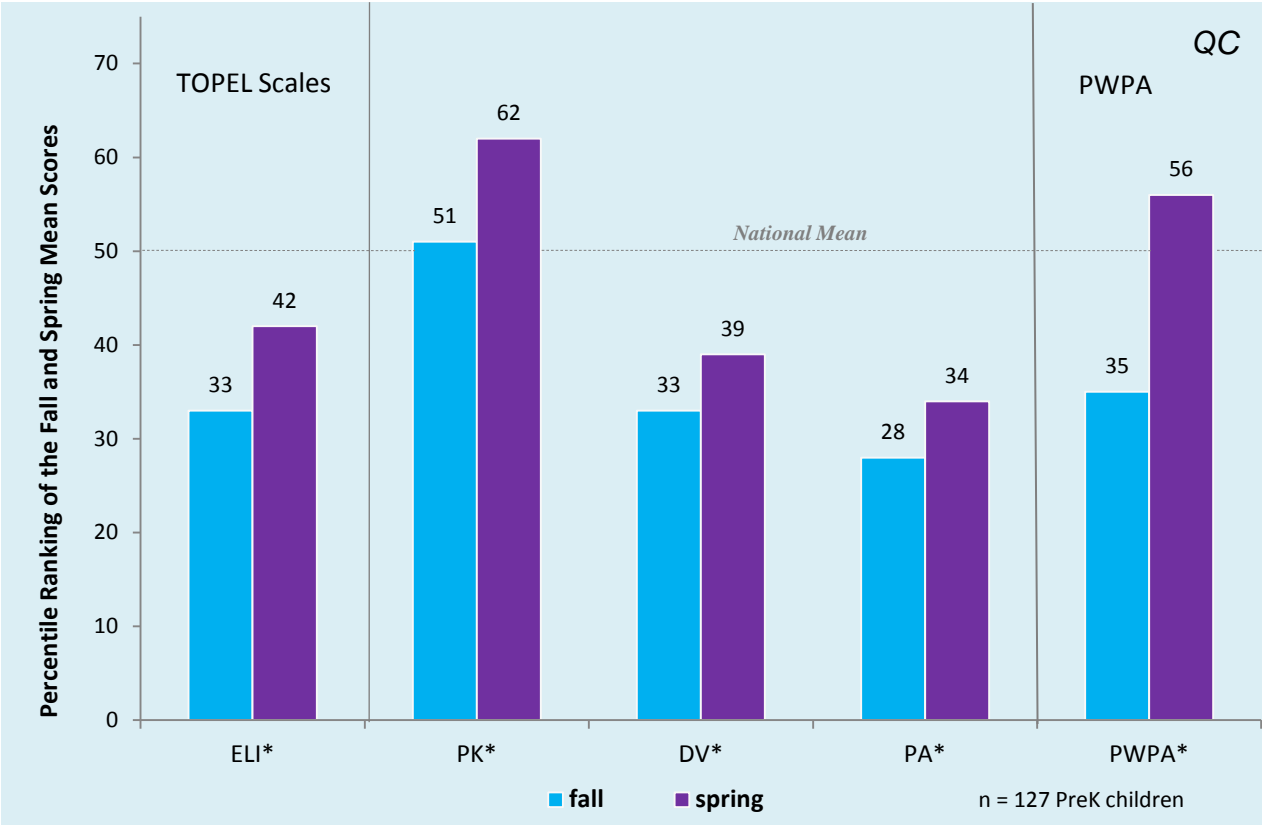
Preschool and Prekindergarten Bracken Basic Concept Scale-3: Receptive (BBCS-3:R) Scales



Note. * indicates a statistically significant difference.

Q4a. To what extent do ELC/QC children demonstrate significant and meaningful gains in early literacy achievement?

Test of Preschool Early Literacy and Preschool Word and Print Awareness

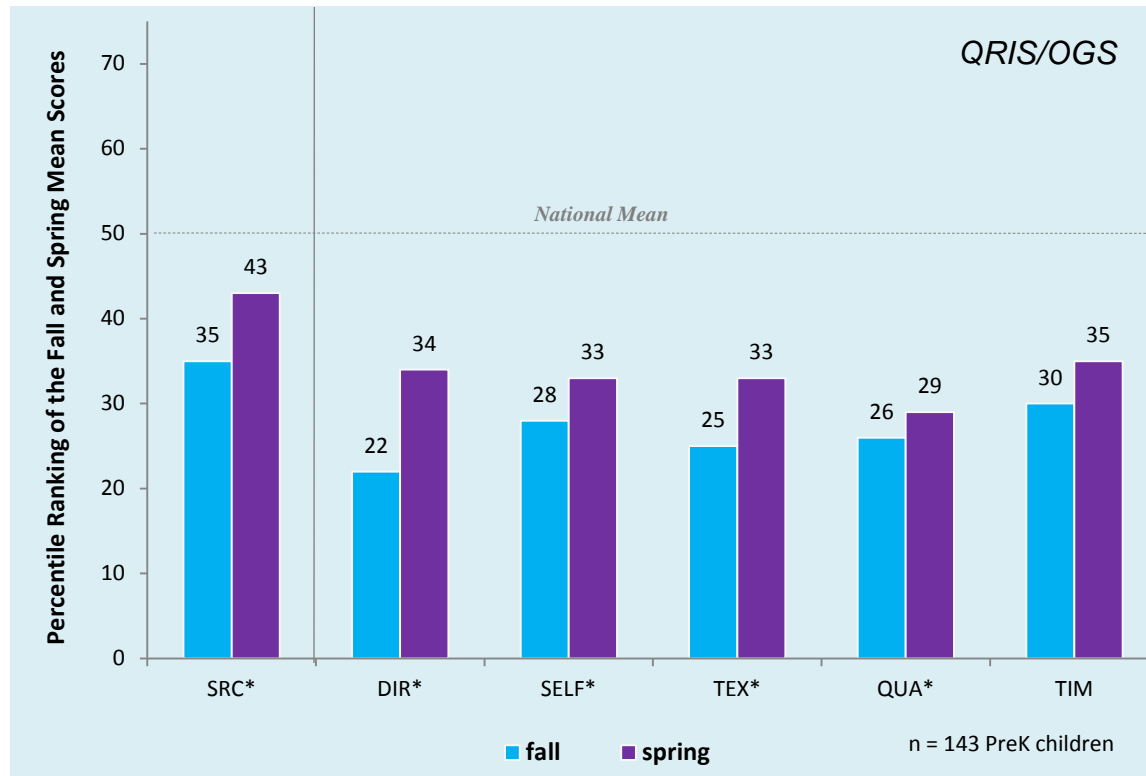


Note. * indicates a statistically significant difference.



Q4b. To what extent do *Quality Rating Improvement System (QRIS)/On-Going Support (OGS)* children demonstrate significant and meaningful gains in school readiness and concept development?

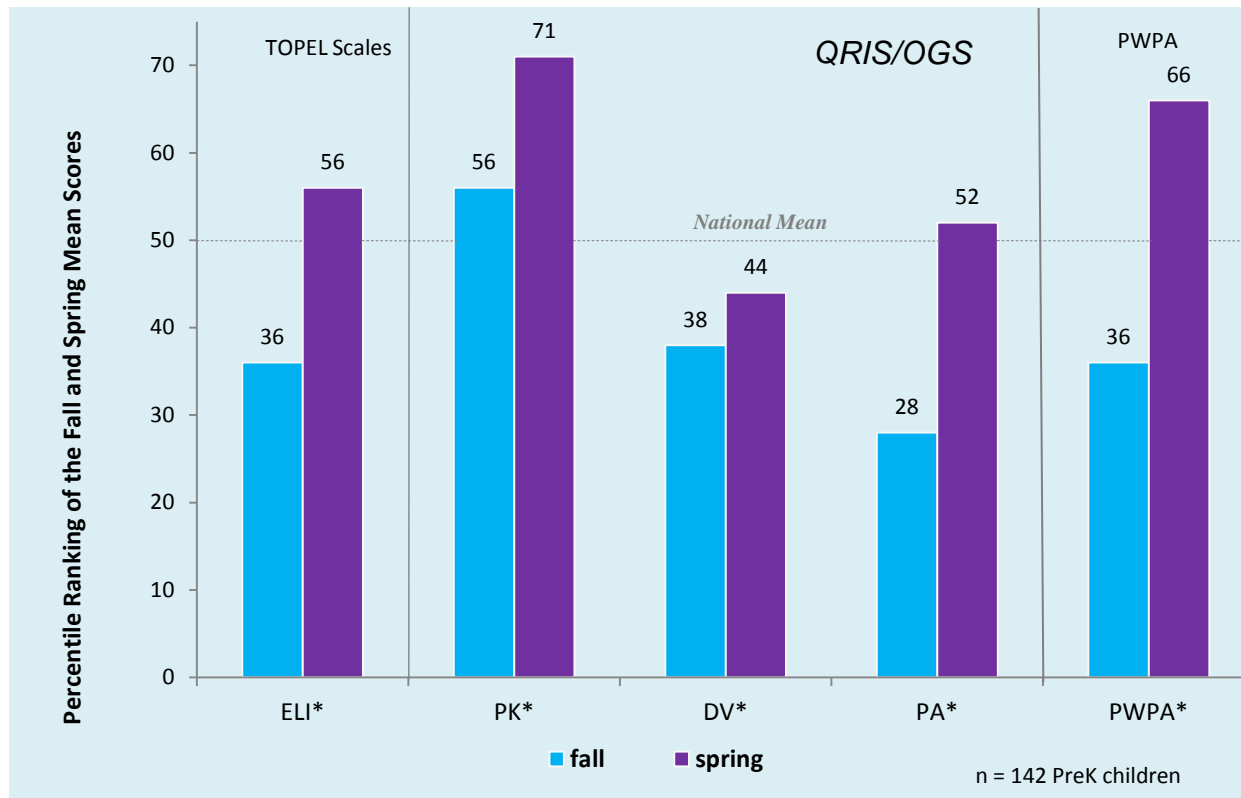
Prekindergarten Bracken Basic Concept Scale-3: Receptive (BBCS-3:R) Scales



Note. * indicates a statistically significant difference.

Q4b. To what extent do QRIS/OGS children demonstrate significant and meaningful gains in early literacy achievement?

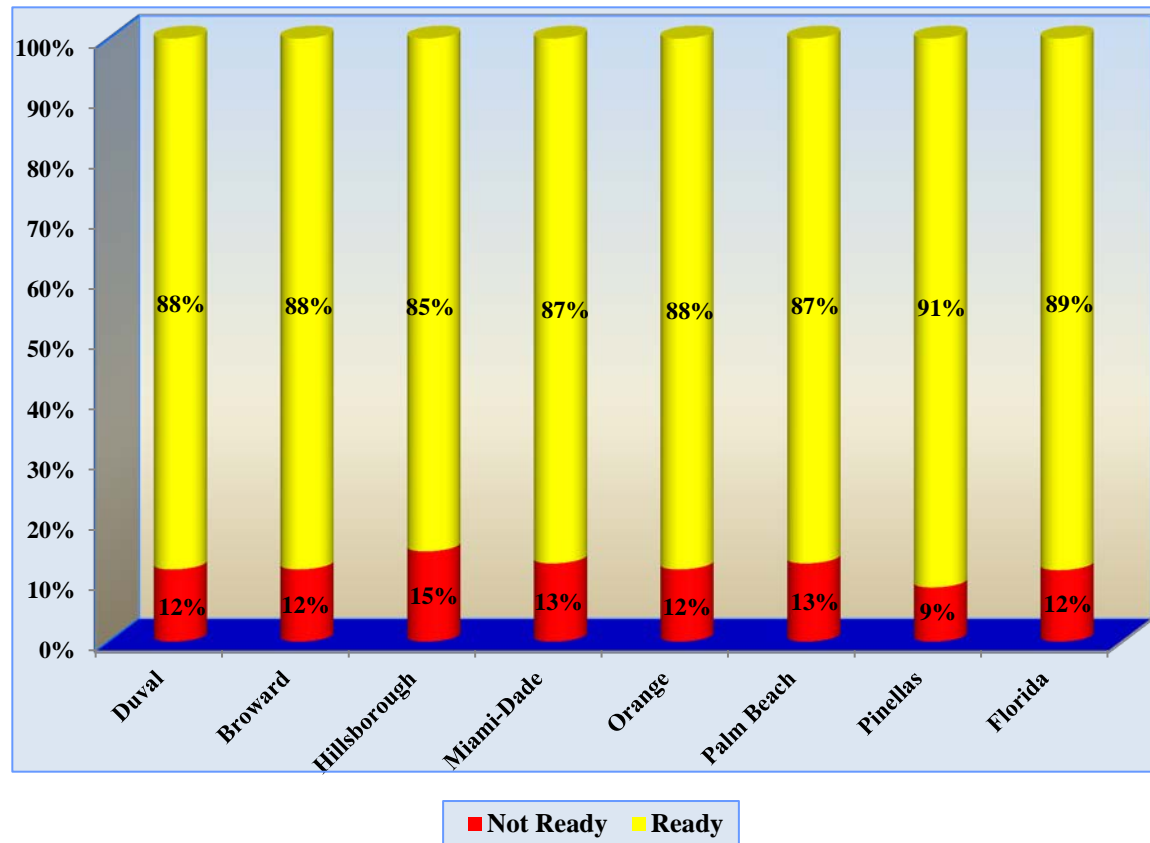
Test of Preschool Early Literacy and Preschool Word and Print Awareness



Note. * indicates a statistically significant difference.

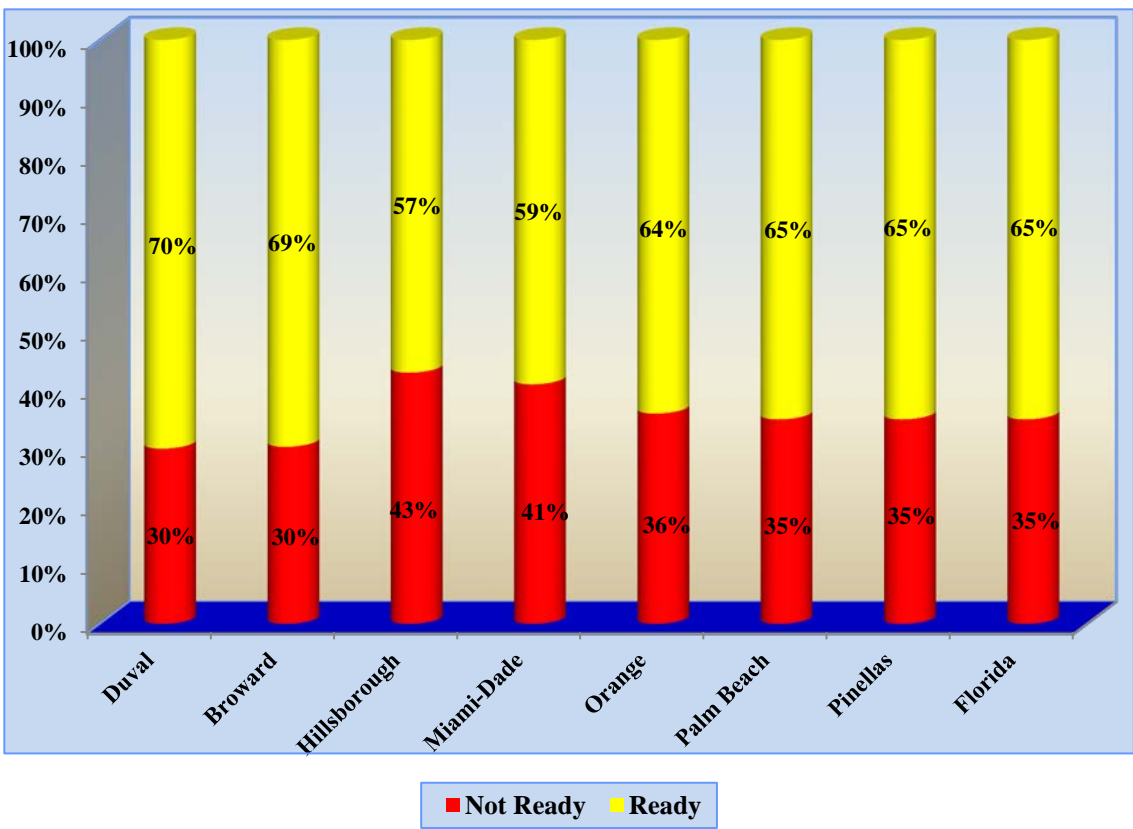
Q5. DCPS Kindergarten Readiness: FLKRS 2010

Early Childhood Observation System (ECHOS)



Q5. Kindergarten Readiness: FLKRS 2010

Florida Assessments for Instruction in Reading – K (FAIR-K)



Early Learning Coalition of Duval 2010-2011: Implications

❖ **Concept Development & School Readiness**

- On average, children's BBCS-3:R School Readiness Composite (SRC) scores ranked at the 41st percentile.
- On average, children's BBCS-3:R scores, on the five concept scales other than the SRC, ranked near the 30th percentile.
- Increase teachers' use of instructional strategies that help children develop concept knowledge which supports background knowledge and word meaning.

Early Learning Coalition of Duval 2010-2011 Implications

❖ Early Literacy

- On average, children's TOPEL Print Knowledge and the PWPA concept of print knowledge scores ranked above the national average.
- On average, children whose teachers used and were supported in using results from the FLORIDA VPK Assessment had higher TOPEL scores.
- Consider expanding the availability of and support for using the FLORIDA VPK Assessment to all Duval County prekindergarten teachers.