



VPK Readiness Rates 2007-2008



Helping Parents Choose, Preparing Children To Learn



The VPK Readiness Rate is:

- 1- the score on the Florida Kindergarten Readiness Screener (FLKRS) of children in the first 30 days of kindergarten.
- 2- a calculation of FLKRS scores for children assigned to a specific VPK provider.
- 3- one indicator of how well children are prepared for learning when they enter kindergarten.
- 4- required by state statute- (FS 1002.69(5)).

Helping Parents Choose, Preparing Children To Learn



The VPK Readiness Rate is an indicator.

- Measures how well a child performs state standards.
- Illustrates how well a provider prepared a child.

Helping Parents Choose, Preparing Children To Learn



How Is The Readiness Rate Determined?

- *FLKRS: Highest possible score is 300*
 - *Early Childhood Observation System™ (ECHOS™)*
 - *Dynamic Indicators of Basic Early Literacy Skills™ (DIBELS™)*
 - *Letter Naming Fluency*
 - *Initial Sound Fluency*
- *FLKRS scores for children:*
 - *First 30 Days of Kindergarten.*
 - *Completed 70% of VPK program.*
 - *Administered by Duval County Public Schools.*
 - *All public school kindergarteners.*
 - *Private school kindergarteners who choose to be screened.*

Helping Parents Choose, Preparing Children To Learn

How did Duval County compare to the State of Florida?



Duval

Florida

357 Total Programs	5,449 Total Programs
319 Programs With A Rate	4,962 Programs with a rate
89% Of Programs Recieved A Rate	91% of programs recieved a rate
245 = Average Readiness Rate	246 Average Readiness Rate
95 = Lowest Rate; 300 = Highest Rate	63 = Lowest Rate; 300 = Highest Rate
8518 Children Served	142,044 Children Served
5781 Children In Rate	95,079 Children In Rate
4,850 Children "Ready" On Average	79,016 Children "Ready" On Average
84% Children "Ready" On Average	83% Children "Ready" On Average



The VPK Readiness Rate Breakdown for 07-08.

- **7** rated 300
- **7** rated 290-299
- **66** rated 4th Quartile (272-300)
- **84** rated 3rd Quartile (253-271)
- **78** rated 2nd Quartile (252-228)
- **35** rated 1st Quartile, but not LPP (214-227)

Helping Parents Choose, Preparing Children To Learn



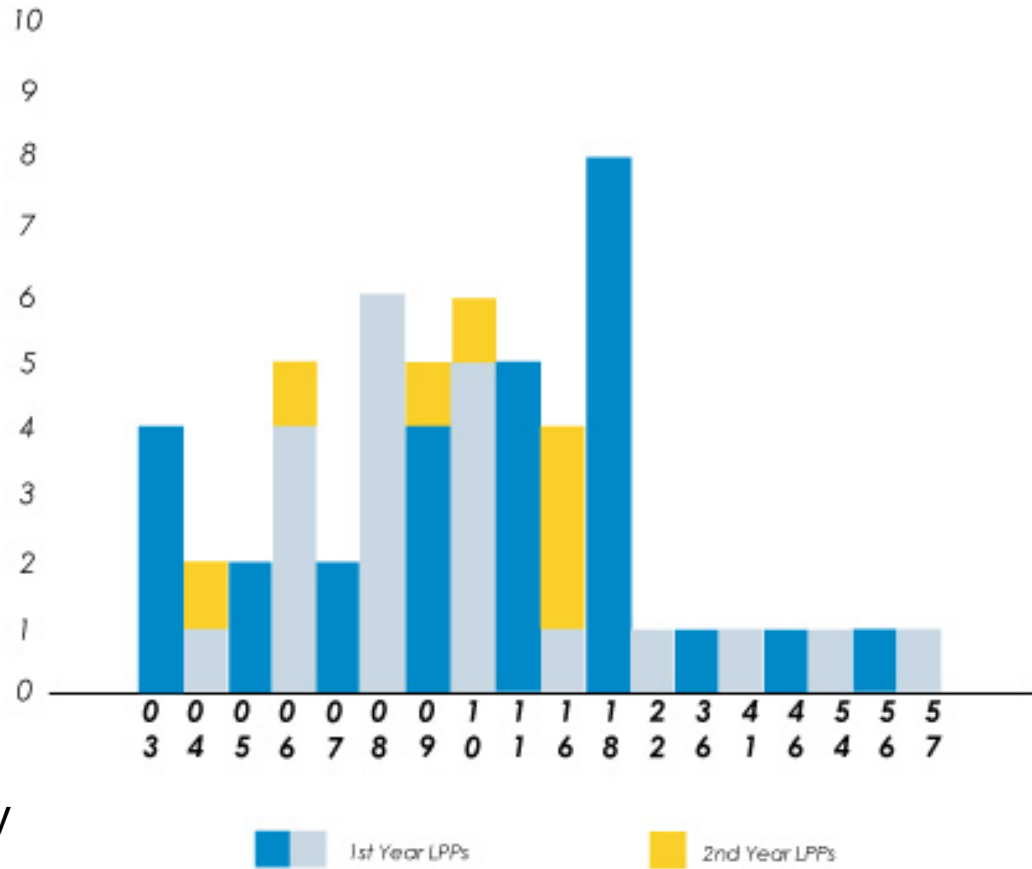
What are Low Performing Providers?

- *Low Performing Provider (LPP) set at 214*
- LPP Rate is set by state statute:
"no more than 15% of total VPK providers in the state can fall below the minimum rate." (FS 1002.69(6))
- 56 LPPs in Duval County
 - 49 1st year LPPs; 13 were also 1st year VPK Providers.
 - 7 2nd year LPPs
 - 0 3rd year LPPs
- LPPs represent 16% of total 07-08 programs.

Helping Parents Choose, Preparing Children To Learn



LPPs By Zip Code



All ZIP Codes are prefixed by **322.**



Why Do Some Centers Not Receive A Rate?

- To receive a rate, VPK providers must:
 - Serve at least 4 children for 70% of the program.
 - Have 4 or more children who completed 70% of the program screened at their local elementary school.
- 11% of VPK providers, 38; did not meet criteria for 07-08.
- *How does this compare to previous years:*
 - 15% did not receive a rate in 06-07.
 - 29% did not receive a rate in 05-06.

Helping Parents Choose, Preparing Children To Learn



How Did Programs Receiving Other ELC of Duval Support Perform?

- 229 Programs were in either Guiding Stars of Duval Star-Rated Centers, JELP Centers or Quality Connections Centers.
 - 160 were rated as satisfactorily preparing children for school.
 - 47 were rated LPPs; 22 not rated.
- These programs account for 64% of total VPK providers.

Helping Parents Choose, Preparing Children To Learn

Specific Programs' Performance: (School Year & Summer Programs)



- Guiding Stars of Duval centers, 63 programs:
 - 58 rated as satisfactorily preparing children for school:
 - 12 in 4th Quartile (272-300)
 - 22 in 3rd Quartile (253-271)
 - 21 in 2nd Quartile (252-228)
 - 3 in 1st Quartile, but not LPP (214-227)
 - 4 rated LPPs; 1 not rated.
- Quality Connections centers, 86 programs:
 - 43 rated as satisfactorily preparing children for school.
 - 6 in 4th Quartile (272-300)
 - 15 in 3rd Quartile (253-271)
 - 16 in 2nd Quartile (252-228)
 - 6 in 1st Quartile, but not LPP (214-227)
 - 22 rated LPPs; 21 not rated.

Helping Parents Choose, Preparing Children To Learn



Specific Programs' Performance (cont'd): (School Year & Summer Programs)

- JELP centers, 80 programs:
 - 59 rated as satisfactorily preparing children for school.
 - 13 in 4th Quartile (272-300)
 - 14 in 3rd Quartile (253-271)
 - 20 in 2nd Quartile (252-228)
 - 12 in 1st Quartile, but not LPP (214-227)
 - 21 rated LPPs; 0 not rated.

Helping Parents Choose, Preparing Children To Learn



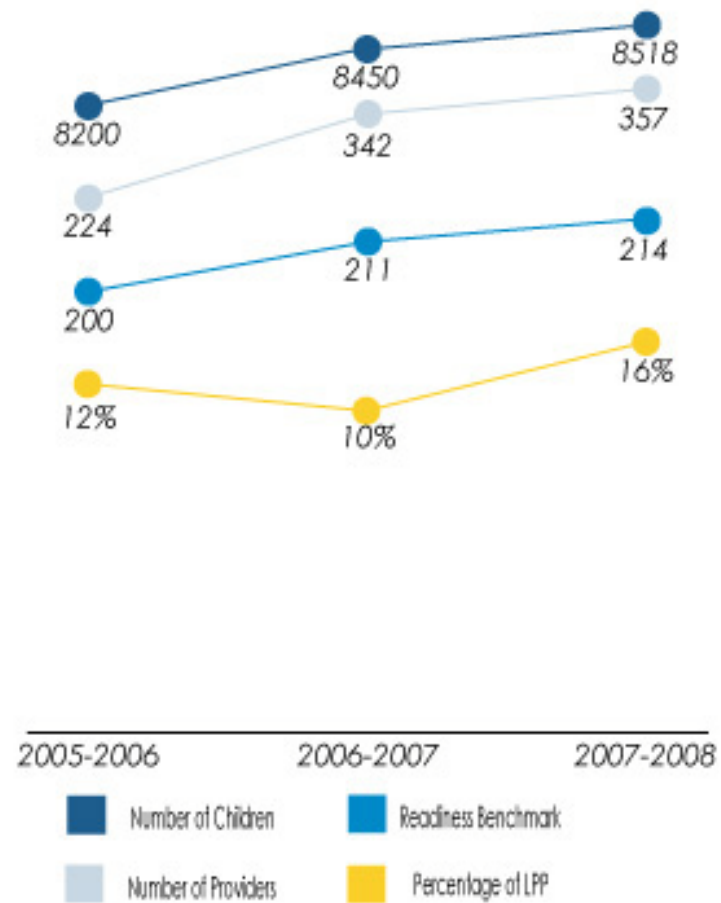
Other Programs' Performance:

- Family Child Care Homes, 13 providers:
 - 9 rated as satisfactorily preparing children for school.
 - 1 rated LPP; 3 not rated.
- Head Start, 19 providers:
 - 16 rated as satisfactorily preparing children for school.
 - 3 rated LPPs; 0 not rated.

Helping Parents Choose, Preparing Children To Learn

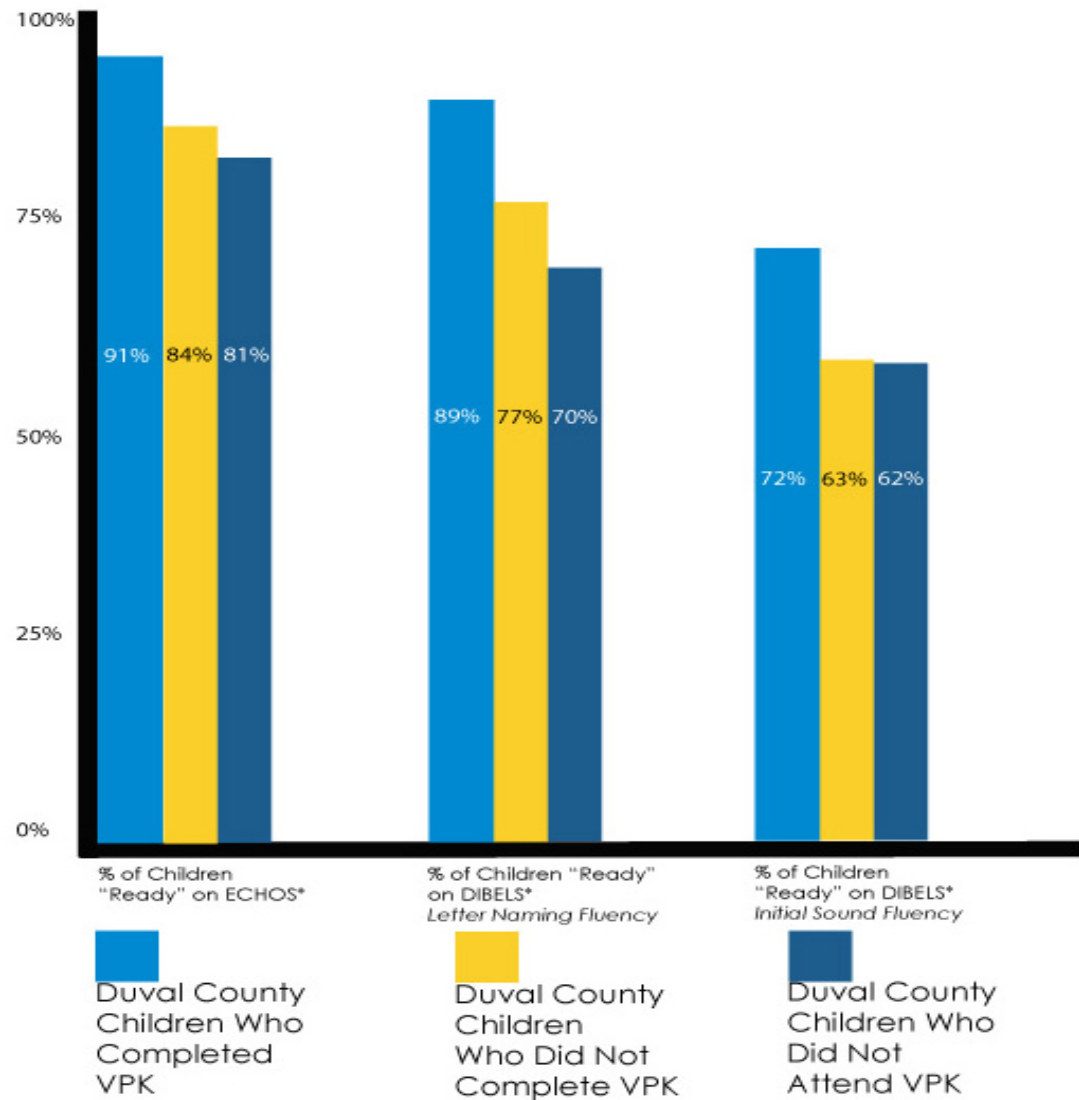


Readiness Rate 3-Year Trend





Children
who
completed
VPK are
better
prepared
for success
in school.





Bottom Line:

We are helping the children in Duval County be better prepared to enter school ready to learn and ready to succeed.

For the third year in a row, children in who participate in VPK have better “readiness” skills for kindergarten than those who do not.

Helping Parents Choose, Preparing Children To Learn